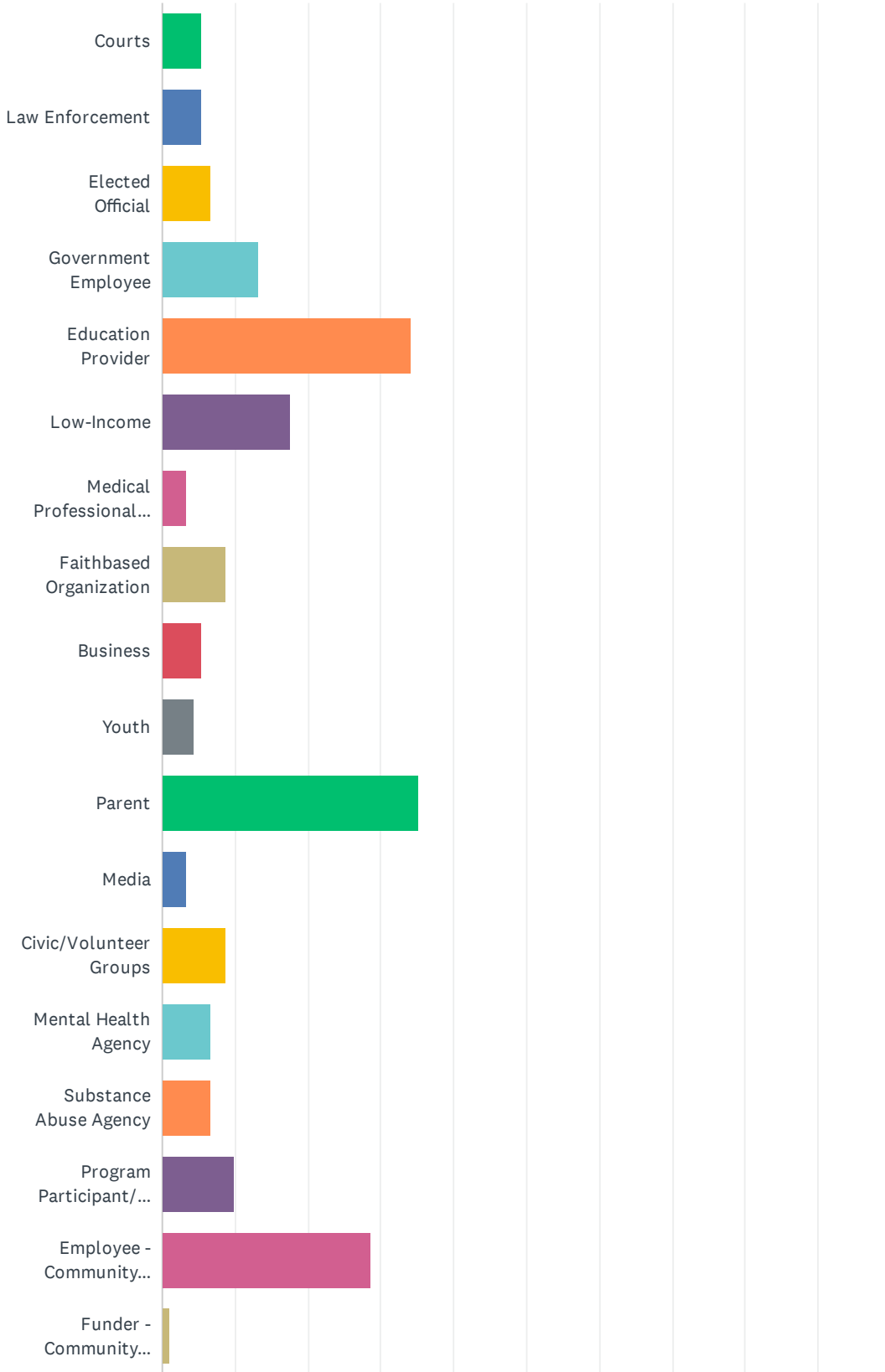
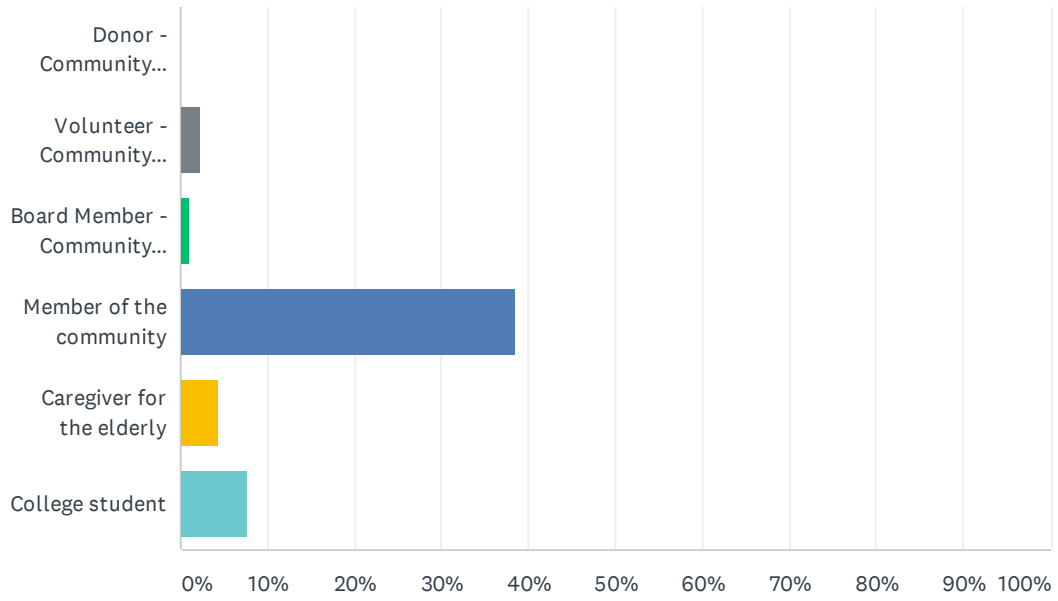


Q1 Which community sectors and relationships best describes you? Check all that apply.

Answered: 91 Skipped: 0



Needs Assessment & Strategic Planning

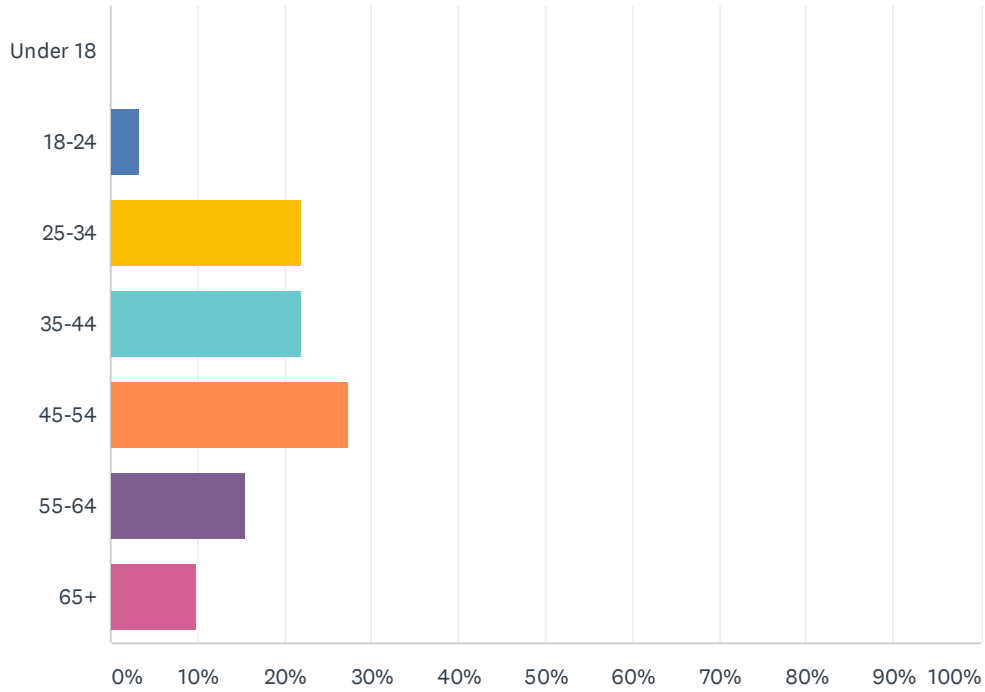


Needs Assessment & Strategic Planning

ANSWER CHOICES	RESPONSES	
Courts	5.49%	5
Law Enforcement	5.49%	5
Elected Official	6.59%	6
Government Employee	13.19%	12
Education Provider	34.07%	31
Low-Income	17.58%	16
Medical Professional/Healthcare	3.30%	3
Faithbased Organization	8.79%	8
Business	5.49%	5
Youth	4.40%	4
Parent	35.16%	32
Media	3.30%	3
Civic/Volunteer Groups	8.79%	8
Mental Health Agency	6.59%	6
Substance Abuse Agency	6.59%	6
Program Participant/Client - Community Action	9.89%	9
Employee - Community Action	28.57%	26
Funder - Community Action	1.10%	1
Donor - Community Action	0.00%	0
Volunteer - Community Action	2.20%	2
Board Member - Community Action	1.10%	1
Member of the community	38.46%	35
Caregiver for the elderly	4.40%	4
College student	7.69%	7
Total Respondents: 91		

Q2 What is your age?

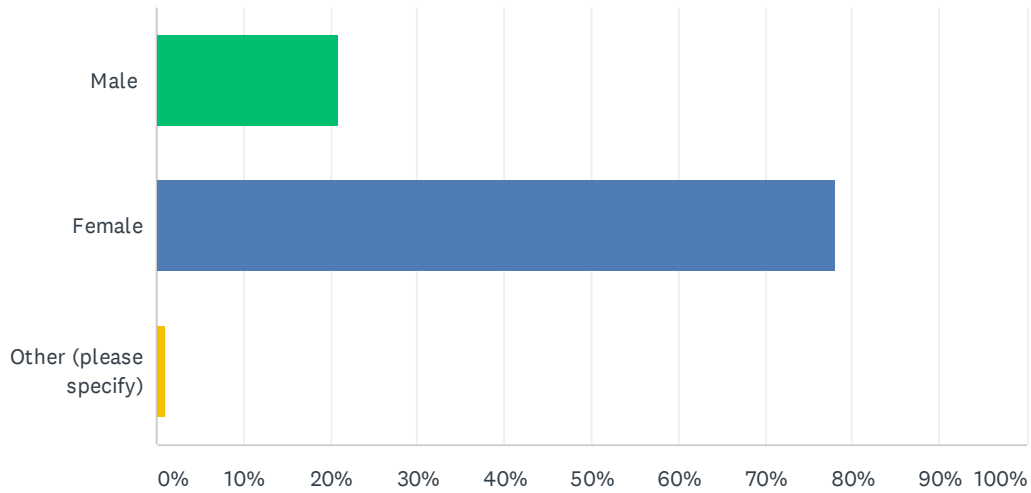
Answered: 91 Skipped: 0



ANSWER CHOICES	RESPONSES	
Under 18	0.00%	0
18-24	3.30%	3
25-34	21.98%	20
35-44	21.98%	20
45-54	27.47%	25
55-64	15.38%	14
65+	9.89%	9
TOTAL		91

Q3 What is your gender?

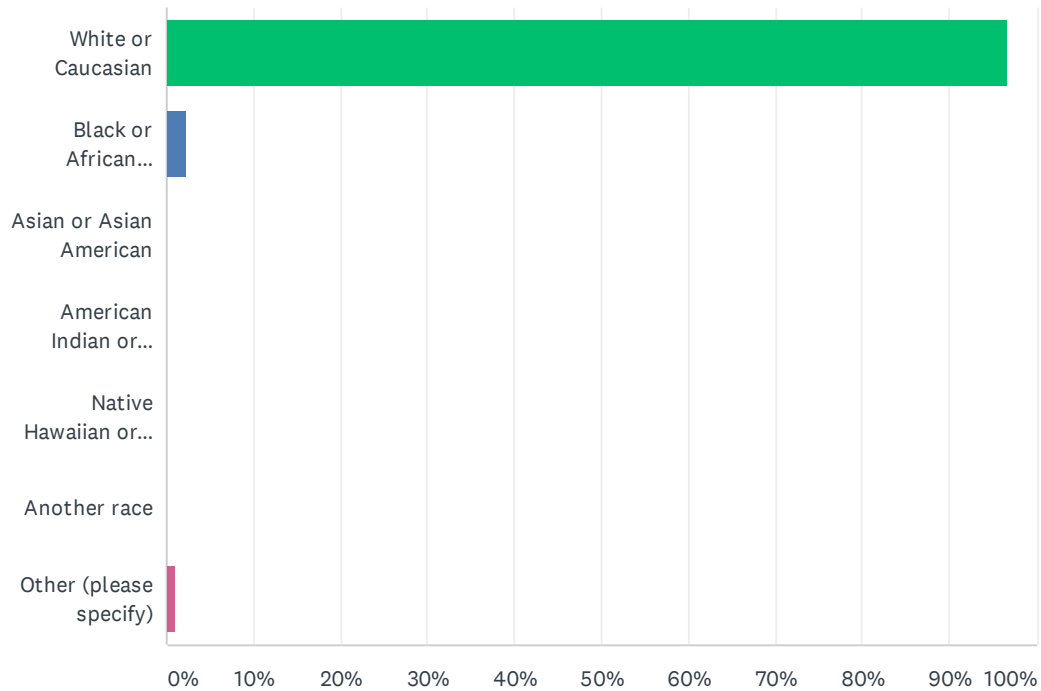
Answered: 91 Skipped: 0



ANSWER CHOICES	RESPONSES	
Male	20.88%	19
Female	78.02%	71
Other (please specify)	1.10%	1
TOTAL		91

Q4 What is your race?

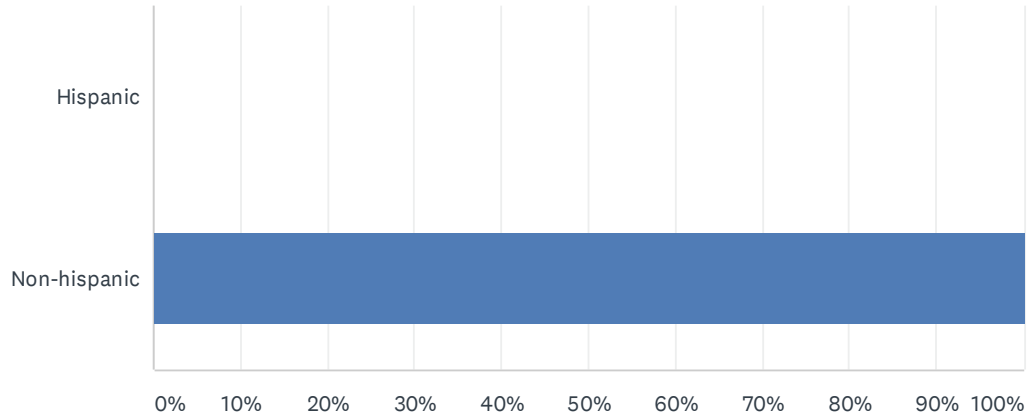
Answered: 91 Skipped: 0



ANSWER CHOICES	RESPONSES	
White or Caucasian	96.70%	88
Black or African American	2.20%	2
Asian or Asian American	0.00%	0
American Indian or Alaska Native	0.00%	0
Native Hawaiian or other Pacific Islander	0.00%	0
Another race	0.00%	0
Other (please specify)	1.10%	1
TOTAL		91

Q5 What is your ethnicity?

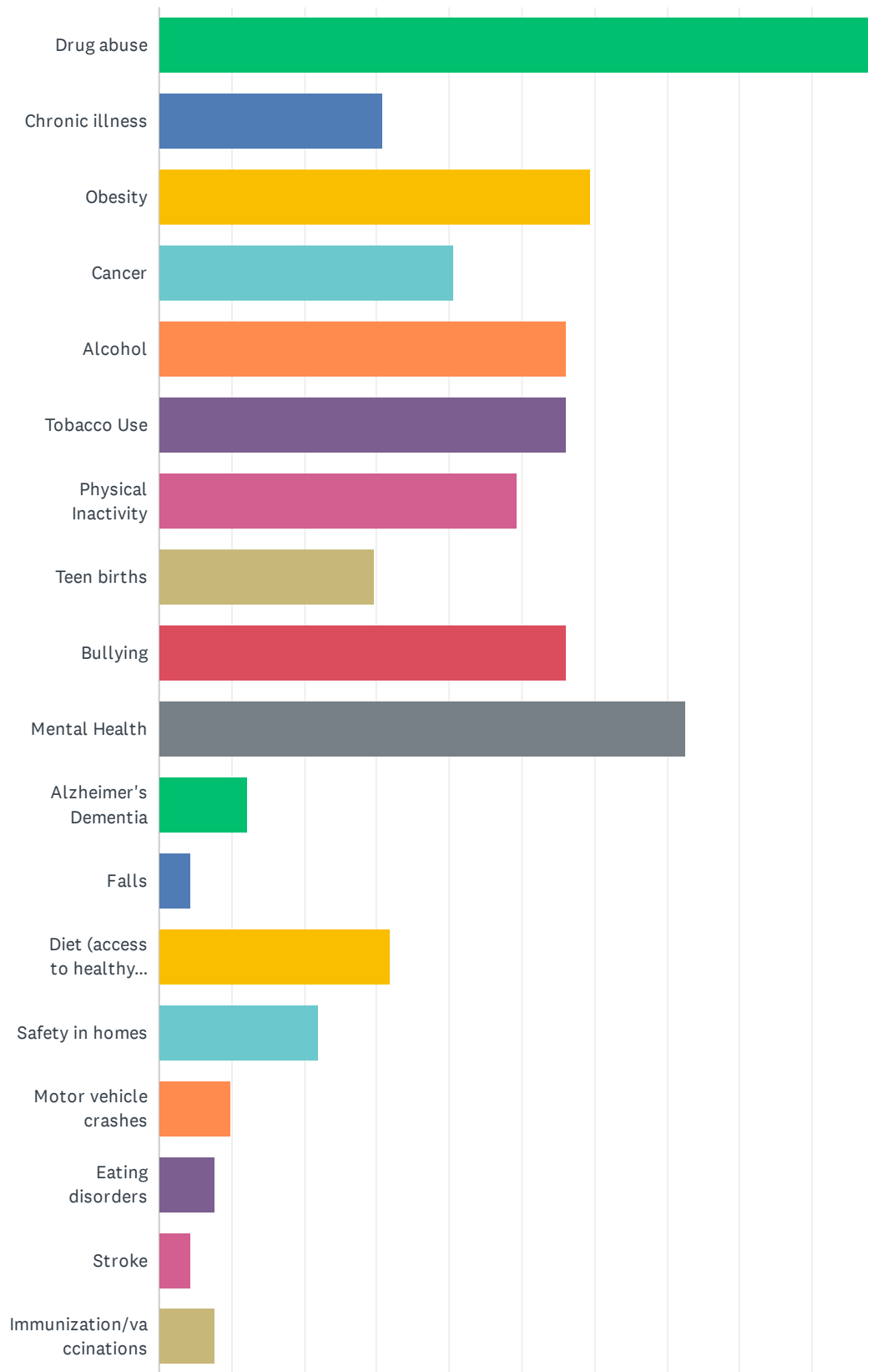
Answered: 90 Skipped: 1



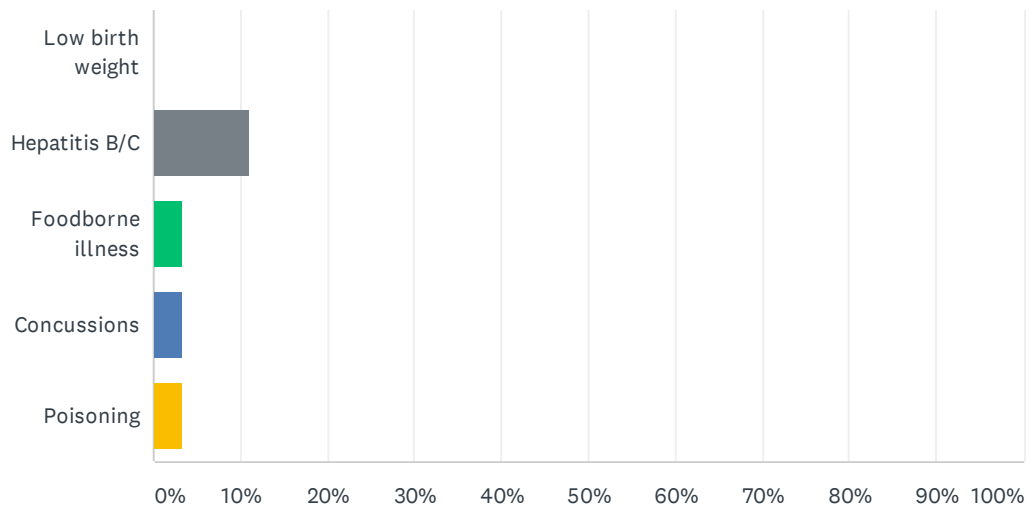
ANSWER CHOICES	RESPONSES	
Hispanic	0.00%	0
Non-hispanic	100.00%	90
TOTAL		90

Q6 In the following list, which public health issues do you consider to be a problem in our community? (check all that apply)

Answered: 91 Skipped: 0



Needs Assessment & Strategic Planning



Needs Assessment & Strategic Planning

ANSWER CHOICES	RESPONSES	
Drug abuse	97.80%	89
Chronic illness	30.77%	28
Obesity	59.34%	54
Cancer	40.66%	37
Alcohol	56.04%	51
Tobacco Use	56.04%	51
Physical Inactivity	49.45%	45
Teen births	29.67%	27
Bullying	56.04%	51
Mental Health	72.53%	66
Alzheimer's Dementia	12.09%	11
Falls	4.40%	4
Diet (access to healthy food)	31.87%	29
Safety in homes	21.98%	20
Motor vehicle crashes	9.89%	9
Eating disorders	7.69%	7
Stroke	4.40%	4
Immunization/vaccinations	7.69%	7
Low birth weight	0.00%	0
Hepatitis B/C	10.99%	10
Foodborne illness	3.30%	3
Concussions	3.30%	3
Poisoning	3.30%	3
Total Respondents: 91		

Q7 What are the 3 best features of our county?

Answered: 91 Skipped: 0

ANSWER CHOICES	RESPONSES	
Best 1	100.00%	91
Best 2	94.51%	86
Best 3	86.81%	79

Q8 What are the 3 worst issues facing the county?

Answered: 91 Skipped: 0

ANSWER CHOICES	RESPONSES	
Worst 1	100.00%	91
Worst 2	95.60%	87
Worst 3	91.21%	83

Q9 What do you think are the top 3 health issues affecting our county?

Answered: 91 Skipped: 0

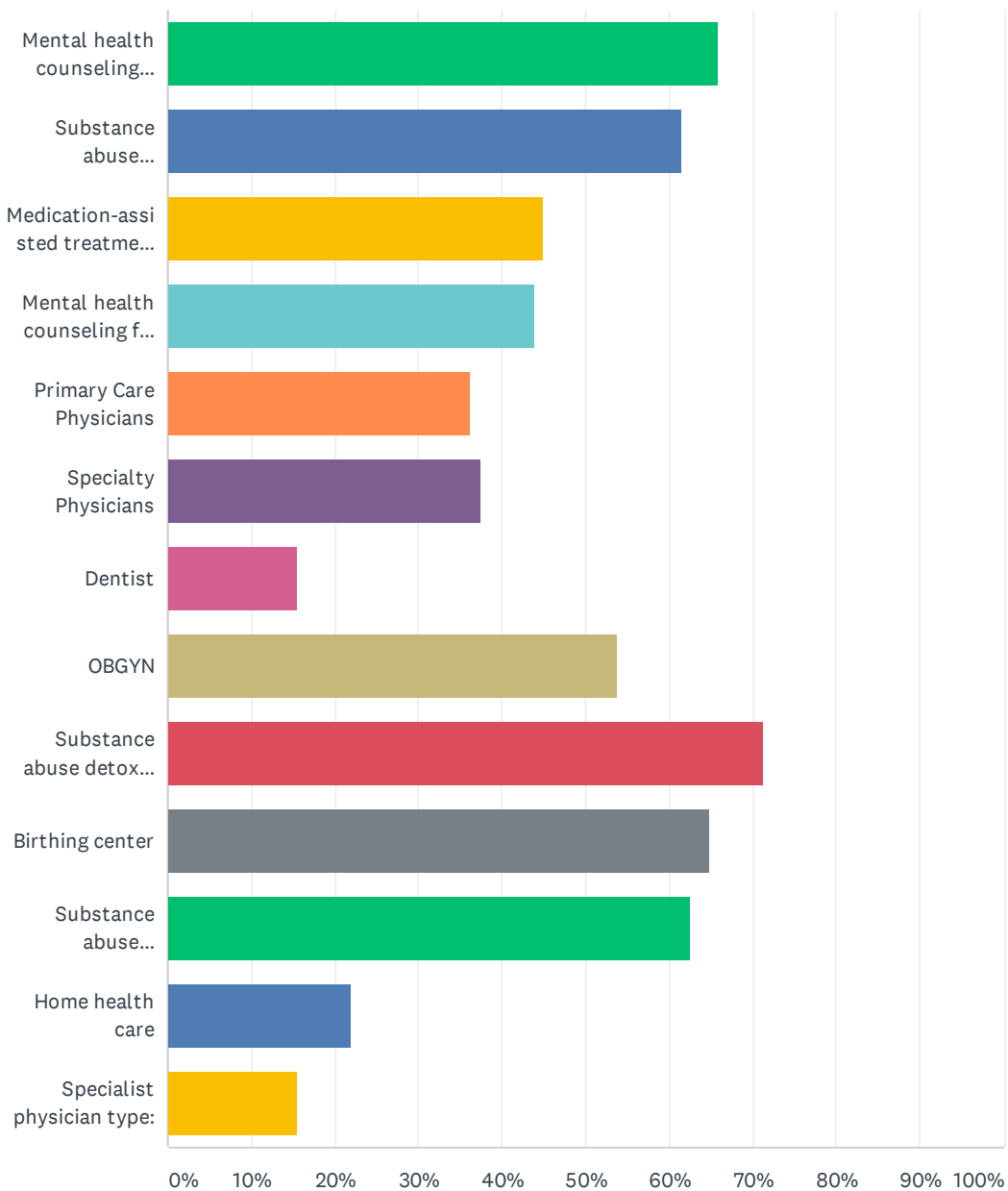
ANSWER CHOICES	RESPONSES	
1	100.00%	91
2	96.70%	88
3	89.01%	81

Q10 What types of services do you think would meet those health issue needs?

Answered: 91 Skipped: 0

Q11 In the following list, what types of care do you feel our community DOES NOT have adequate access to meet community needs. Check all that apply.

Answered: 91 Skipped: 0

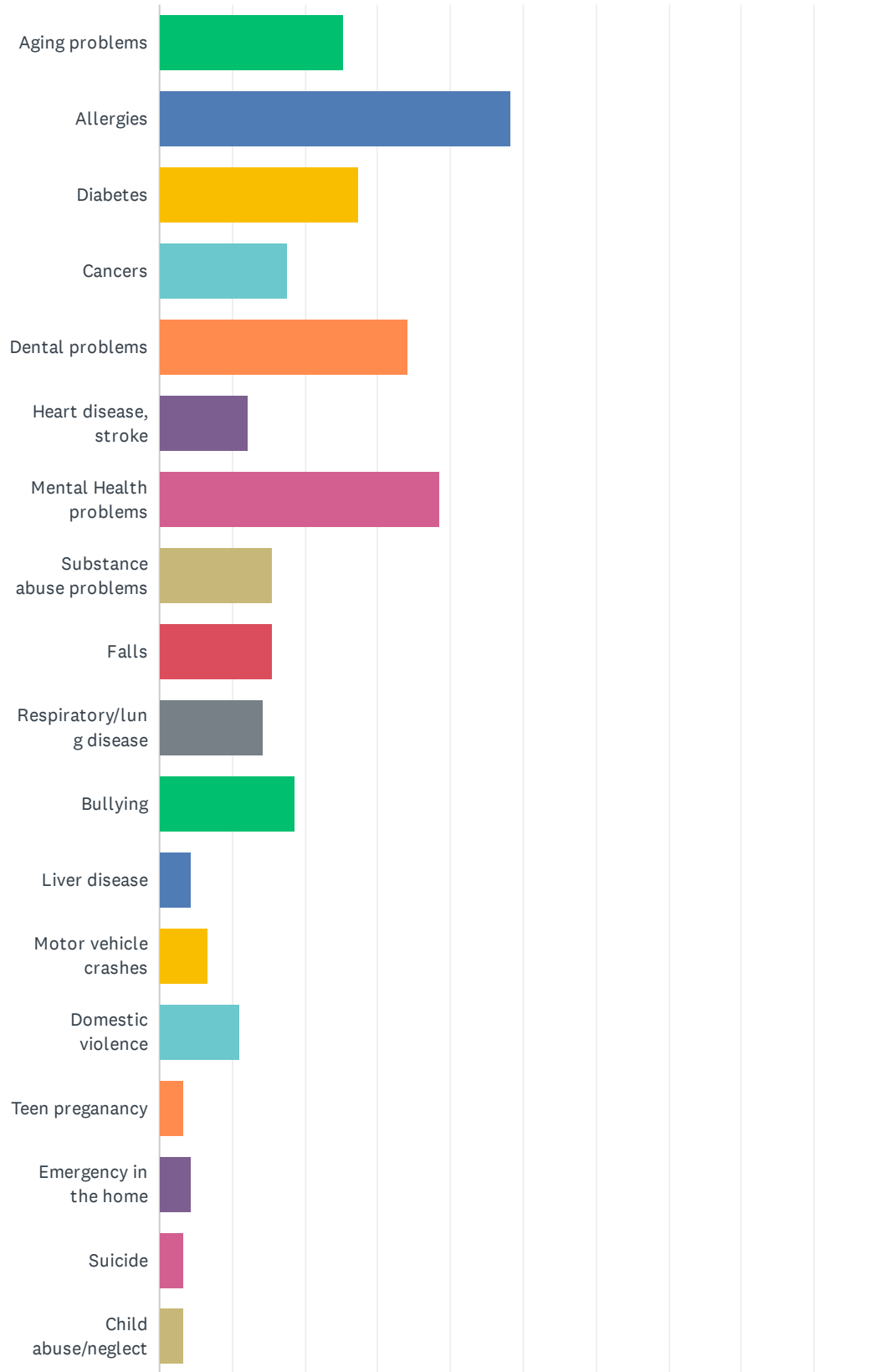


Needs Assessment & Strategic Planning

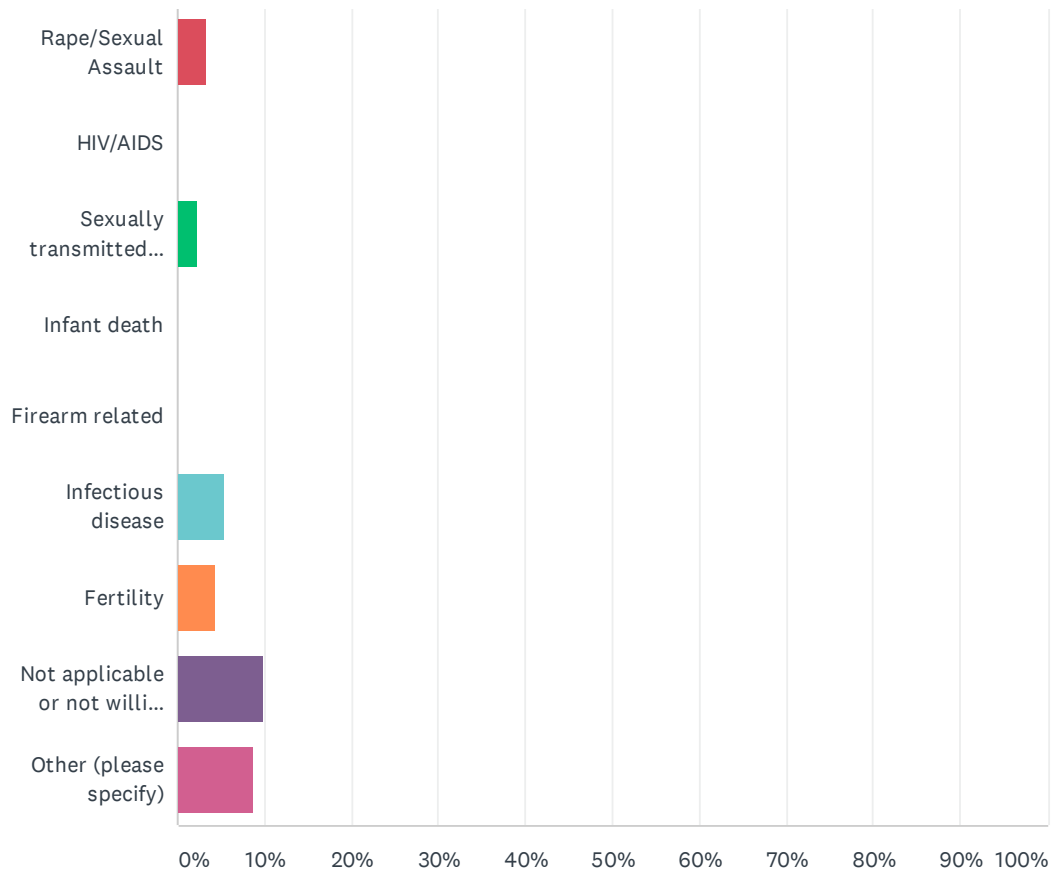
ANSWER CHOICES	RESPONSES	
Mental health counseling services - Adults	65.93%	60
Substance abuse counseling services - Adults	61.54%	56
Medication-assisted treatment for substance abuse	45.05%	41
Mental health counseling for trauma victims	43.96%	40
Primary Care Physicians	36.26%	33
Specialty Physicians	37.36%	34
Dentist	15.38%	14
OBGYN	53.85%	49
Substance abuse detox facility	71.43%	65
Birthing center	64.84%	59
Substance abuse counseling services - Youth	62.64%	57
Home health care	21.98%	20
Specialist physician type:	15.38%	14
Total Respondents: 91		

Q12 In the following list, what health issues have you or a family member had in the last year?

Answered: 91 Skipped: 0



Needs Assessment & Strategic Planning

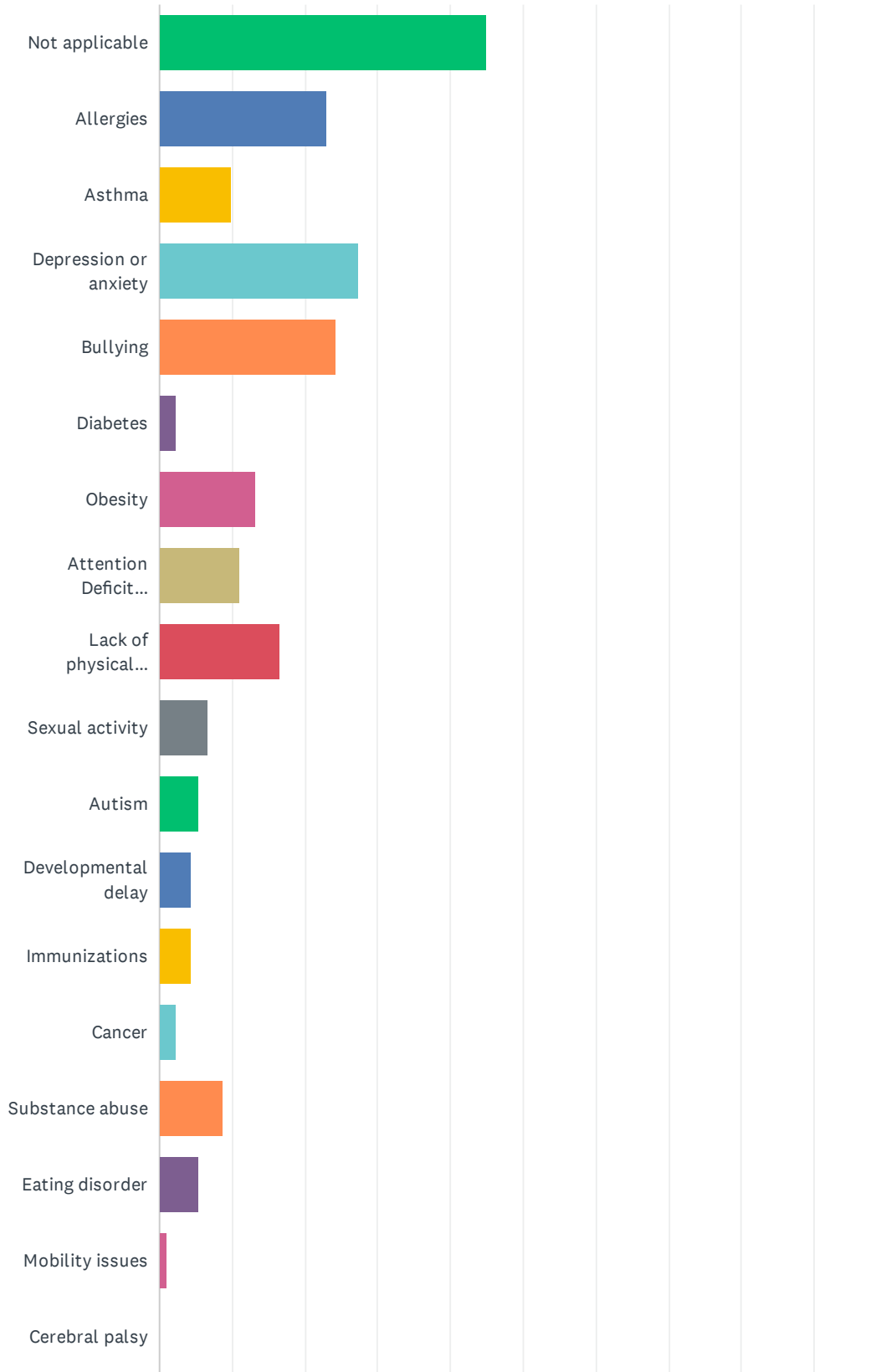


Needs Assessment & Strategic Planning

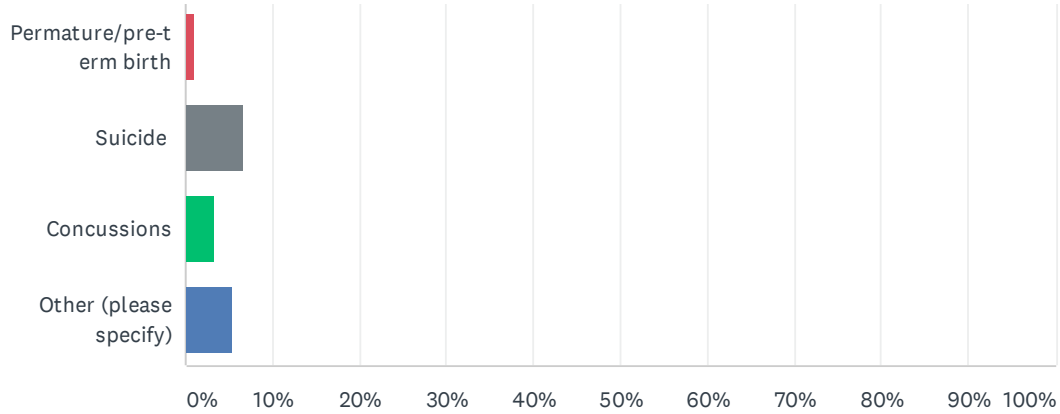
ANSWER CHOICES	RESPONSES	
Aging problems	25.27%	23
Allergies	48.35%	44
Diabetes	27.47%	25
Cancers	17.58%	16
Dental problems	34.07%	31
Heart disease, stroke	12.09%	11
Mental Health problems	38.46%	35
Substance abuse problems	15.38%	14
Falls	15.38%	14
Respiratory/lung disease	14.29%	13
Bullying	18.68%	17
Liver disease	4.40%	4
Motor vehicle crashes	6.59%	6
Domestic violence	10.99%	10
Teen pregnancy	3.30%	3
Emergency in the home	4.40%	4
Suicide	3.30%	3
Child abuse/neglect	3.30%	3
Rape/Sexual Assault	3.30%	3
HIV/AIDS	0.00%	0
Sexually transmitted disease	2.20%	2
Infant death	0.00%	0
Firearm related	0.00%	0
Infectious disease	5.49%	5
Fertility	4.40%	4
Not applicable or not willing to share	9.89%	9
Other (please specify)	8.79%	8
Total Respondents: 91		

Q13 If you have children, do you have any of the following health issues or concerns for them? Check all that apply.

Answered: 91 Skipped: 0



Needs Assessment & Strategic Planning

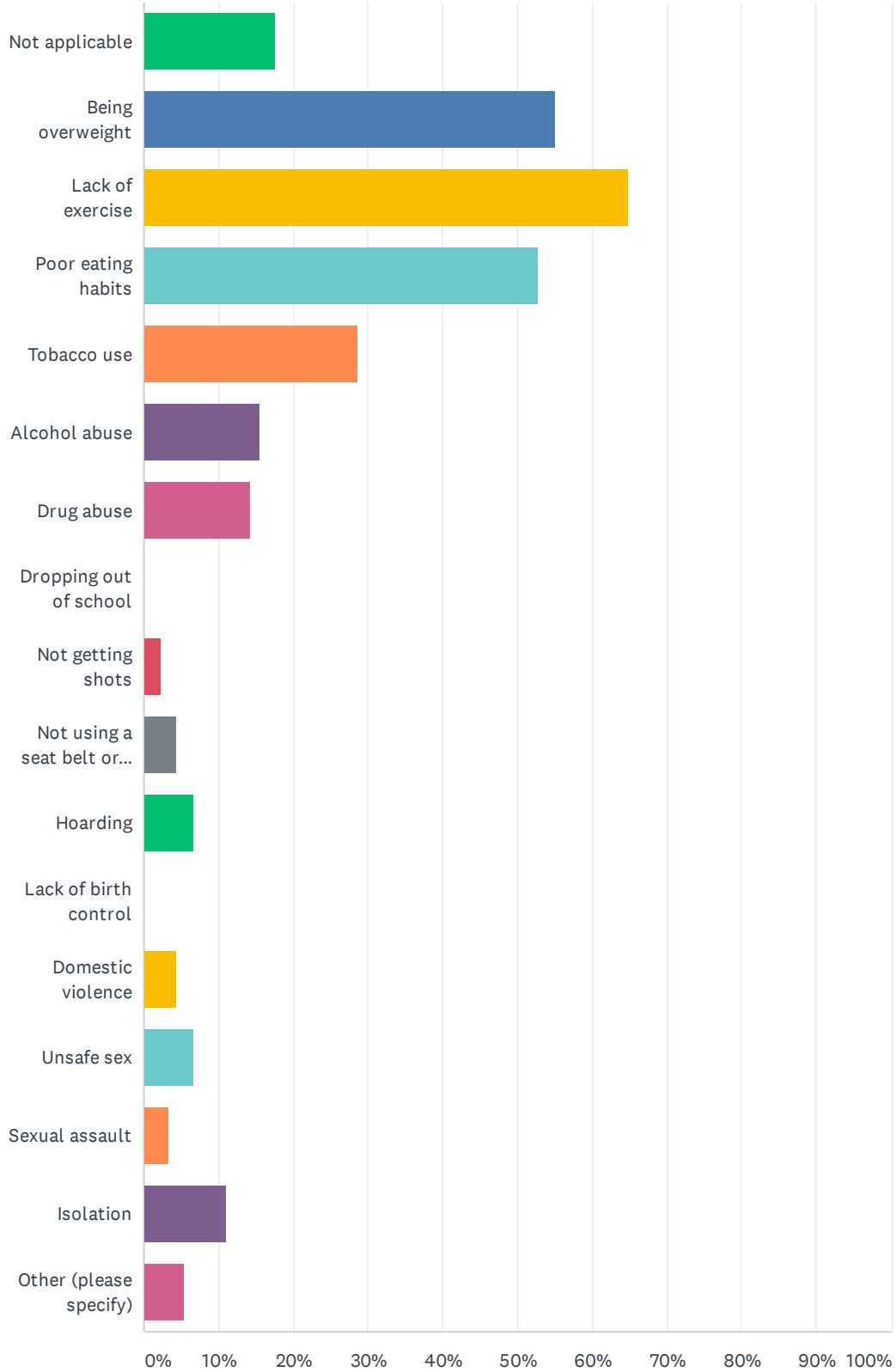


ANSWER CHOICES	RESPONSES	
Not applicable	45.05%	41
Allergies	23.08%	21
Asthma	9.89%	9
Depression or anxiety	27.47%	25
Bullying	24.18%	22
Diabetes	2.20%	2
Obesity	13.19%	12
Attention Deficit Disorder	10.99%	10
Lack of physical activity	16.48%	15
Sexual activity	6.59%	6
Autism	5.49%	5
Developmental delay	4.40%	4
Immunizations	4.40%	4
Cancer	2.20%	2
Substance abuse	8.79%	8
Eating disorder	5.49%	5
Mobility issues	1.10%	1
Cerebral palsy	0.00%	0
Permatute/pre-term birth	1.10%	1
Suicide	6.59%	6
Concussions	3.30%	3
Other (please specify)	5.49%	5
Total Respondents: 91		

Q14 In the following list, what behaviors have you or a family member experienced in the last year? Check all that apply.

Answered: 91 Skipped: 0

Needs Assessment & Strategic Planning

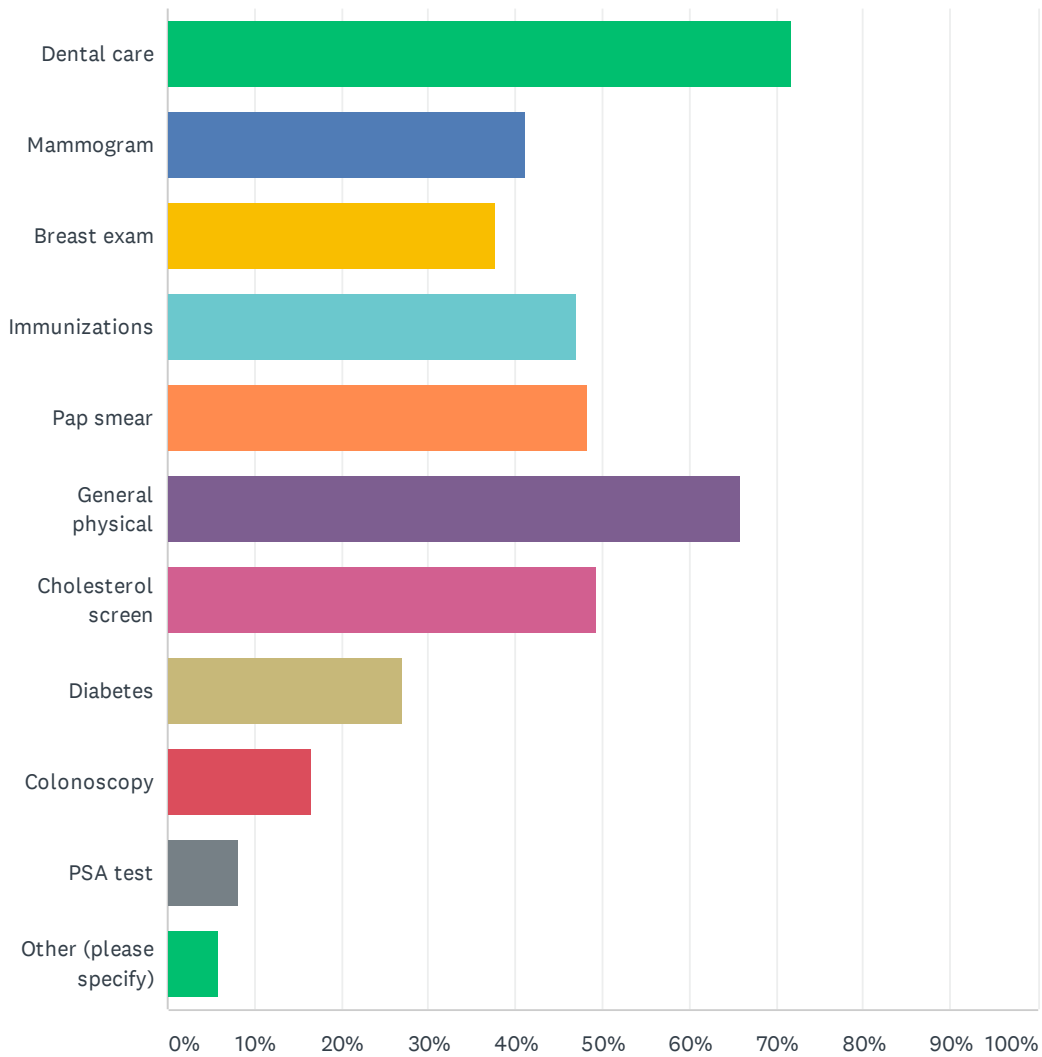


Needs Assessment & Strategic Planning

ANSWER CHOICES	RESPONSES	
Not applicable	17.58%	16
Being overweight	54.95%	50
Lack of exercise	64.84%	59
Poor eating habits	52.75%	48
Tobacco use	28.57%	26
Alcohol abuse	15.38%	14
Drug abuse	14.29%	13
Dropping out of school	0.00%	0
Not getting shots	2.20%	2
Not using a seat belt or childseat	4.40%	4
Hoarding	6.59%	6
Lack of birth control	0.00%	0
Domestic violence	4.40%	4
Unsafe sex	6.59%	6
Sexual assault	3.30%	3
Isolation	10.99%	10
Other (please specify)	5.49%	5
Total Respondents: 91		

Q15 In the past 1-2 years have you had any of the following preventative health screening, tests or immunizations? Check all that apply.

Answered: 85 Skipped: 6

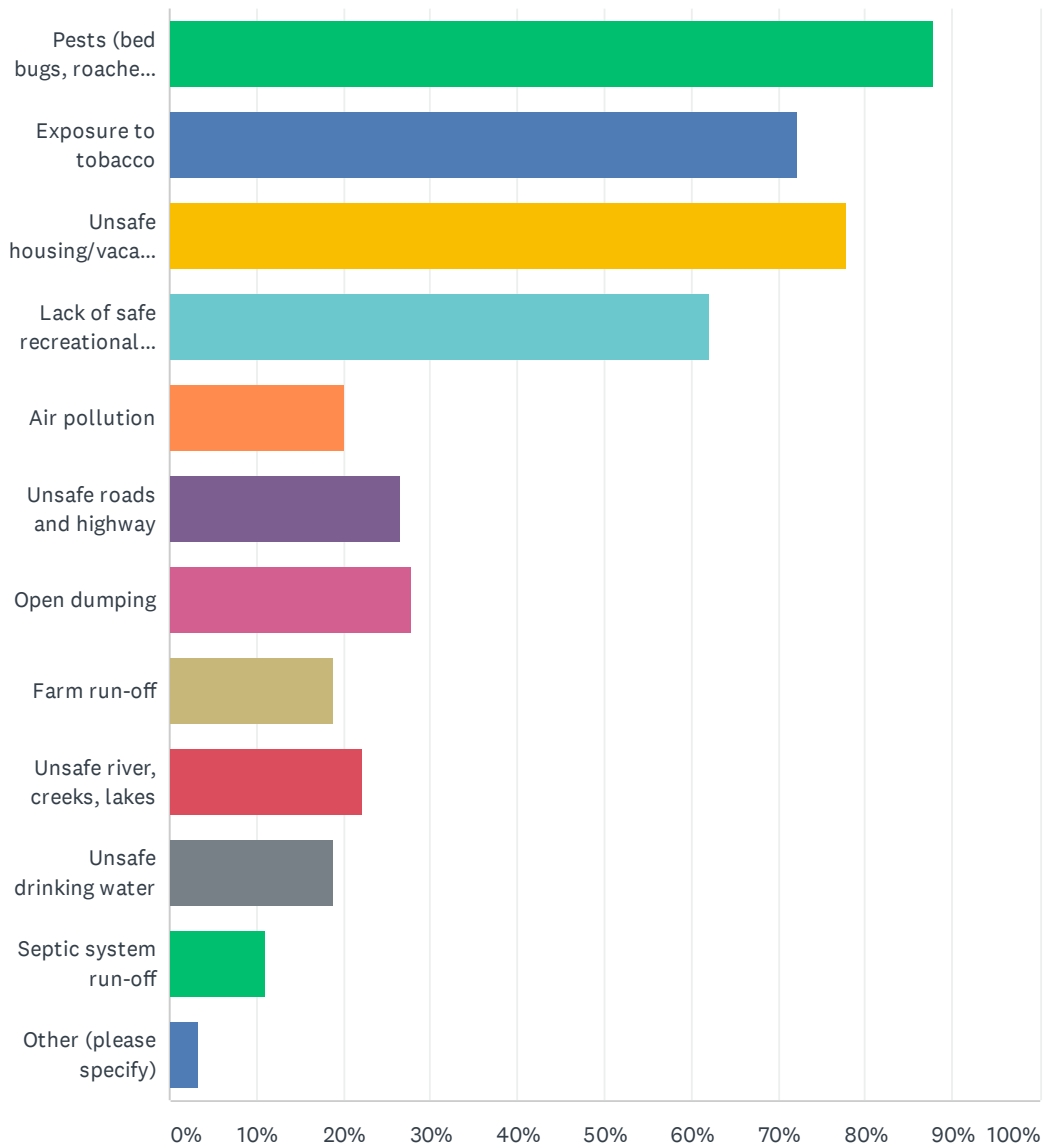


Needs Assessment & Strategic Planning

ANSWER CHOICES	RESPONSES	
Dental care	71.76%	61
Mammogram	41.18%	35
Breast exam	37.65%	32
Immunizations	47.06%	40
Pap smear	48.24%	41
General physical	65.88%	56
Cholesterol screen	49.41%	42
Diabetes	27.06%	23
Colonoscopy	16.47%	14
PSA test	8.24%	7
Other (please specify)	5.88%	5
Total Respondents: 85		

Q16 Do you believe the following issues exist in our community? Check all that apply.

Answered: 90 Skipped: 1

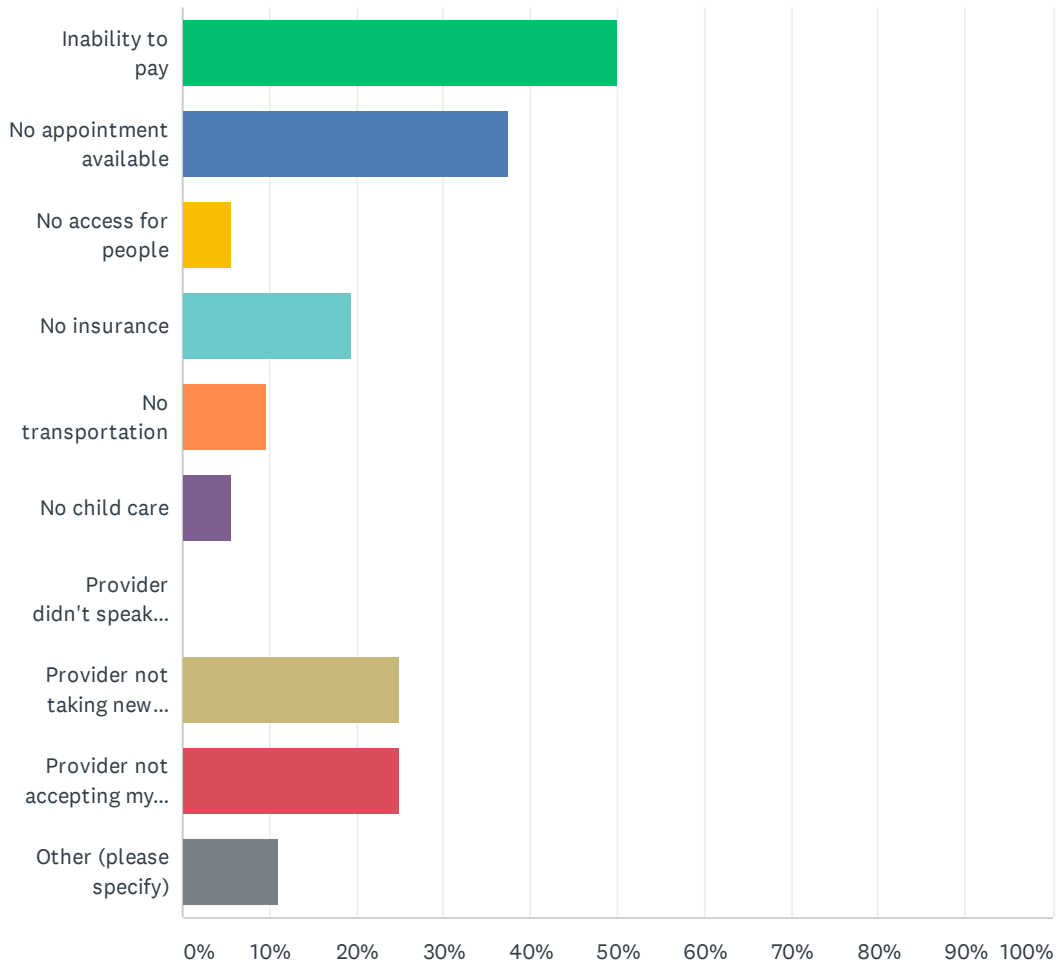


Needs Assessment & Strategic Planning

ANSWER CHOICES	RESPONSES	
Pests (bed bugs, roaches, etc)	87.78%	79
Exposure to tobacco	72.22%	65
Unsafe housing/vacant housing	77.78%	70
Lack of safe recreational activities	62.22%	56
Air pollution	20.00%	18
Unsafe roads and highway	26.67%	24
Open dumping	27.78%	25
Farm run-off	18.89%	17
Unsafe river, creeks, lakes	22.22%	20
Unsafe drinking water	18.89%	17
Septic system run-off	11.11%	10
Other (please specify)	3.33%	3
Total Respondents: 90		

Q17 If there was a time in the past year that you or anyone in your family needed medical care but could not get it, what were the reasons you did not get care? Check all that apply.

Answered: 72 Skipped: 19

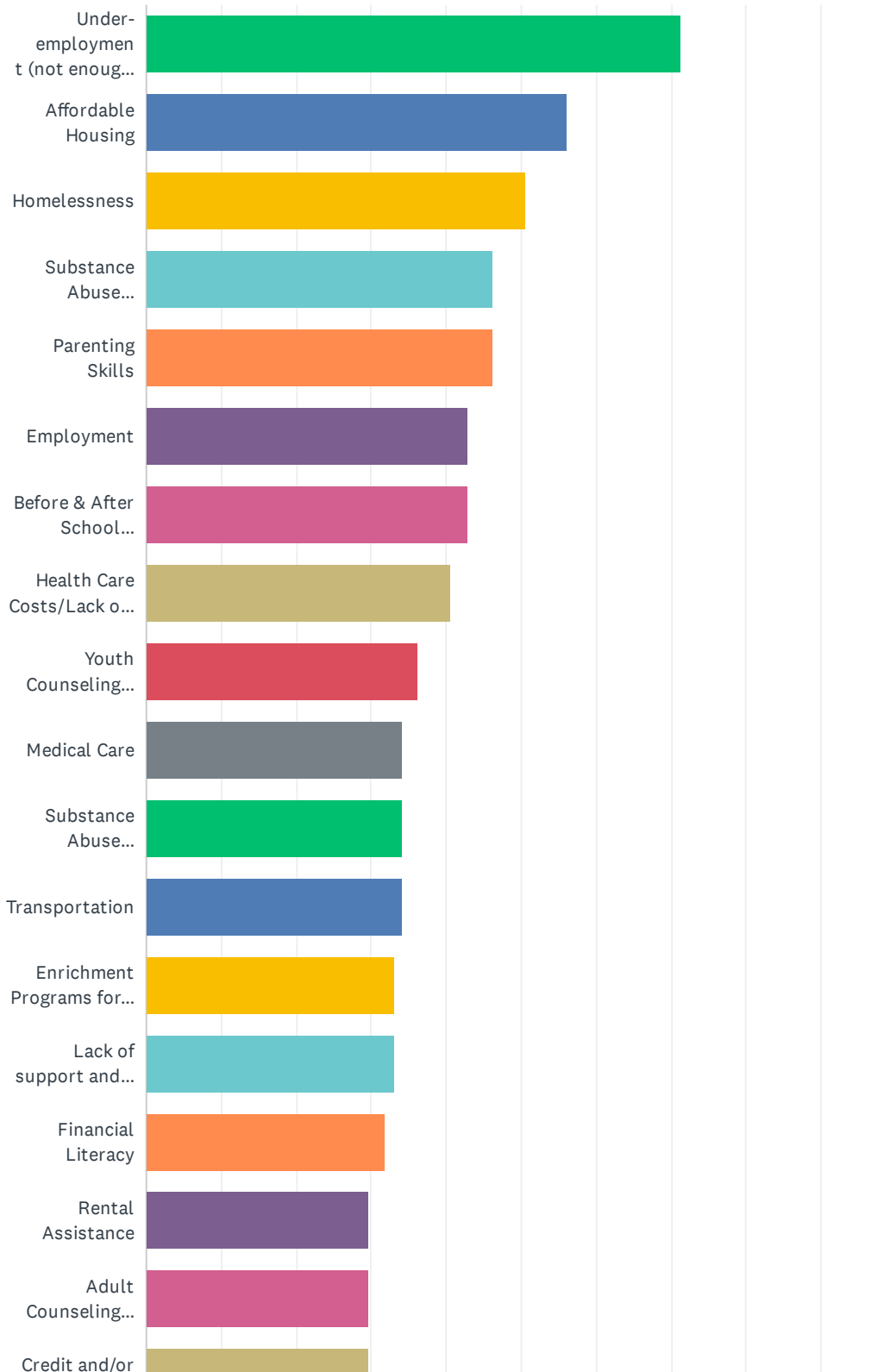


Needs Assessment & Strategic Planning

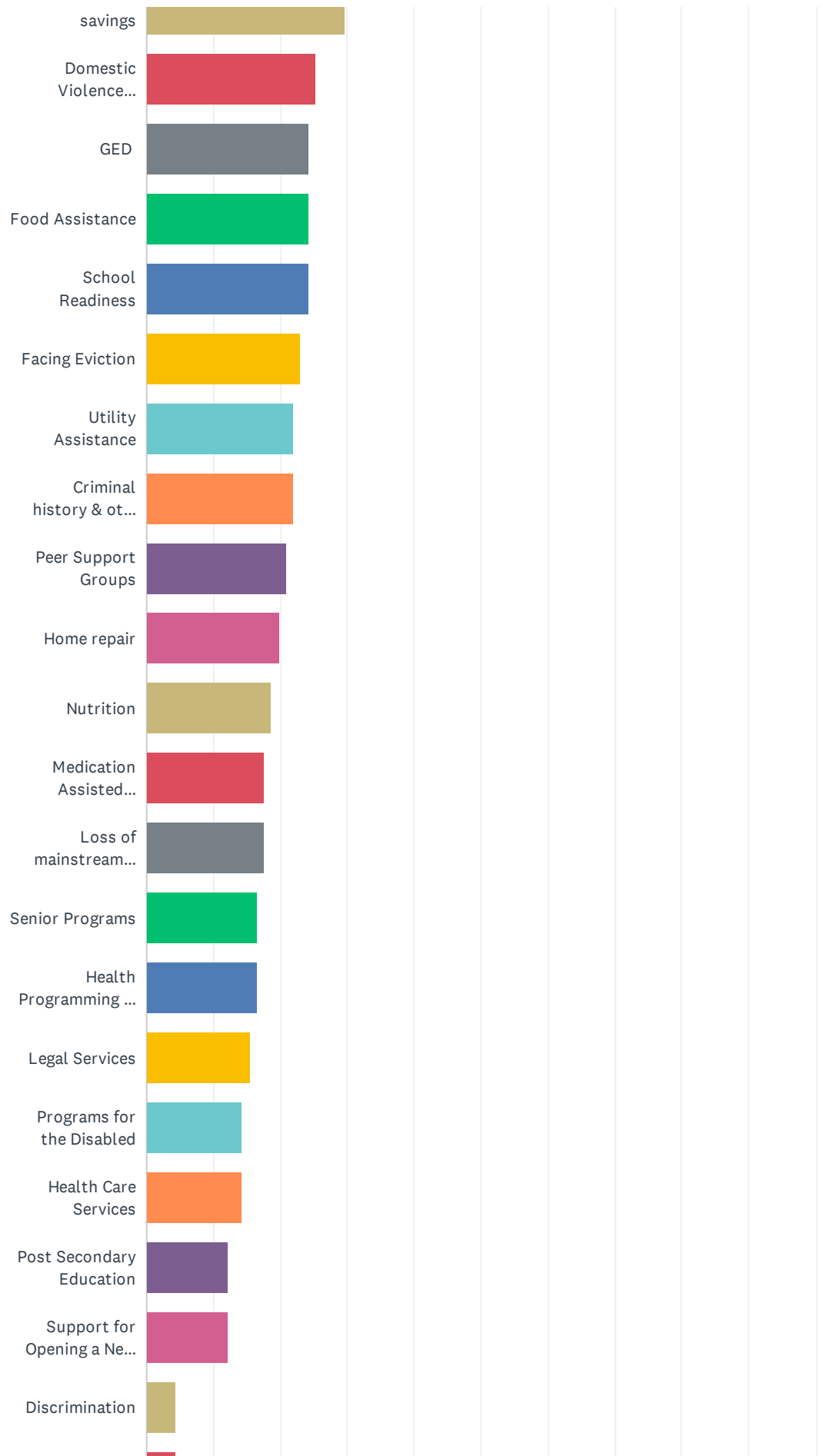
ANSWER CHOICES	RESPONSES	
Inability to pay	50.00%	36
No appointment available	37.50%	27
No access for people	5.56%	4
No insurance	19.44%	14
No transportation	9.72%	7
No child care	5.56%	4
Provider didn't speak my language	0.00%	0
Provider not taking new patients	25.00%	18
Provider not accepting my insurance	25.00%	18
Other (please specify)	11.11%	8
Total Respondents: 72		

Q18 Please check the following areas in Fayette County you believe to be the most important causes of poverty in the community and/or the areas that need additional support.

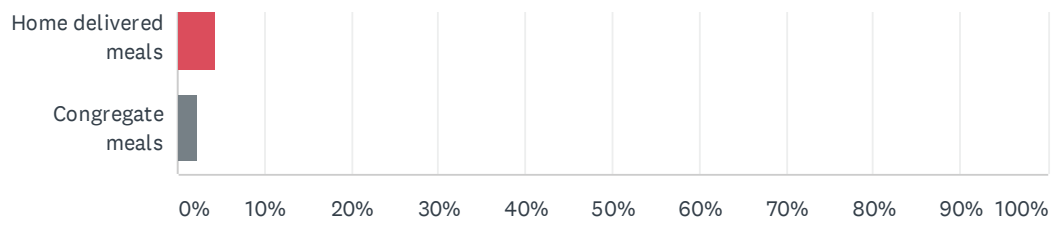
Answered: 91 Skipped: 0



Needs Assessment & Strategic Planning



Needs Assessment & Strategic Planning



Needs Assessment & Strategic Planning

ANSWER CHOICES	RESPONSES	
Under-employment (not enough money to cover expenses)	71.43%	65
Affordable Housing	56.04%	51
Homelessness	50.55%	46
Substance Abuse Prevention All Populations	46.15%	42
Parenting Skills	46.15%	42
Employment	42.86%	39
Before & After School Childcare	42.86%	39
Health Care Costs/Lack of Insurance	40.66%	37
Youth Counseling Services	36.26%	33
Medical Care	34.07%	31
Substance Abuse Prevention for Youth	34.07%	31
Transportation	34.07%	31
Enrichment Programs for Youth	32.97%	30
Lack of support and familial relationships	32.97%	30
Financial Literacy	31.87%	29
Rental Assistance	29.67%	27
Adult Counseling Services	29.67%	27
Credit and/or savings	29.67%	27
Domestic Violence Programs	25.27%	23
GED	24.18%	22
Food Assistance	24.18%	22
School Readiness	24.18%	22
Facing Eviction	23.08%	21
Utility Assistance	21.98%	20
Criminal history & other legal matters	21.98%	20
Peer Support Groups	20.88%	19
Home repair	19.78%	18
Nutrition	18.68%	17
Medication Assisted Treatment	17.58%	16
Loss of mainstream benefit greater than increases in income (benefit cliff)	17.58%	16
Senior Programs	16.48%	15
Health Programming for Exercise	16.48%	15

Needs Assessment & Strategic Planning

Legal Services	15.38%	14
Programs for the Disabled	14.29%	13
Health Care Services	14.29%	13
Post Secondary Education	12.09%	11
Support for Opening a New Business	12.09%	11
Discrimination	4.40%	4
Home delivered meals	4.40%	4
Congregate meals	2.20%	2
Total Respondents: 91		

Q19 In the space below make suggestions or the types of services that would help meet these needs.

Answered: 91 Skipped: 0

ANSWER CHOICES	RESPONSES	
Priority 1	100.00%	91
Priority 2	71.43%	65
Priority 3	59.34%	54
Priority 4	49.45%	45
Priority 5	37.36%	34

Q20 What are the top 3 things that impact employment and underemployment in our community?

Answered: 84 Skipped: 7

ANSWER CHOICES	RESPONSES	
1	100.00%	84
2	85.71%	72
3	66.67%	56

Q21 What are the top 3 things impacting housing and homelessness?

Answered: 84 Skipped: 7

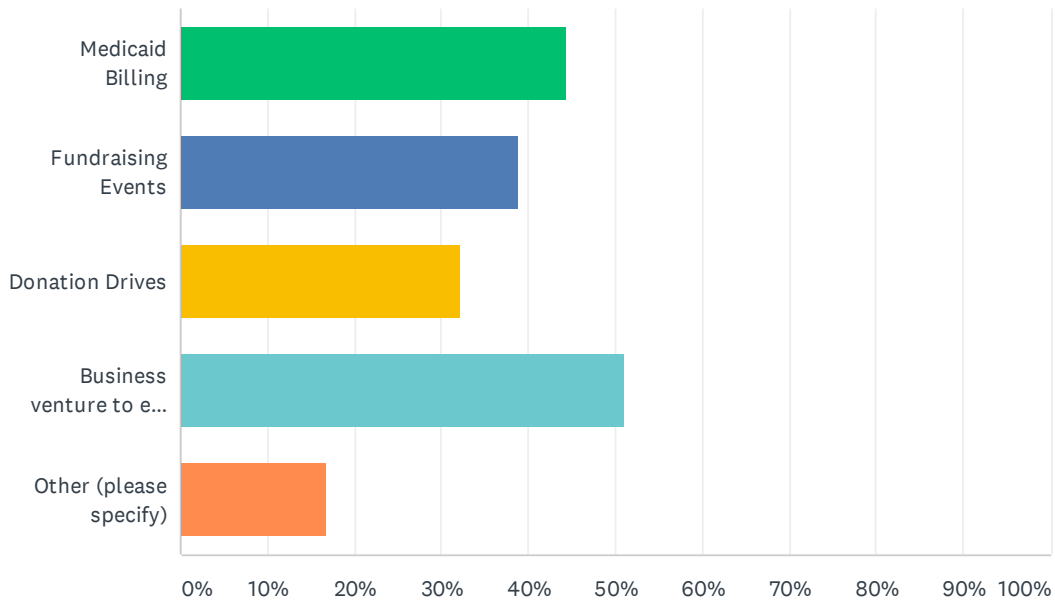
ANSWER CHOICES	RESPONSES	
1	100.00%	84
2	85.71%	72
3	67.86%	57

Q22 What do you see as the most important issues that will likely impact the low-income community during the next 3 years?

Answered: 91 Skipped: 0

Q23 CAC has as part of the mission to reduce reliance on federal grant programs. Which alternatives should the agency explore?

Answered: 90 Skipped: 1



ANSWER CHOICES	RESPONSES	
Medicaid Billing	44.44%	40
Fundraising Events	38.89%	35
Donation Drives	32.22%	29
Business venture to earn funding for agency programs	51.11%	46
Other (please specify)	16.67%	15
Total Respondents: 90		

Q24 If CAC were to launch a business for the purpose of earning funding for agency programs, what type(s) of new business(es) do you think our community needs?

Answered: 79 Skipped: 12

Q25 Are there any community partnerships or initiatives which you believe CAC should establish or play a role? For each partnership or initiative, please explain how CAC should engage a greater role? Is it with your agency?

Answered: 91 Skipped: 0

Q26 Are there any new programmatic initiatives that you believe CAC should explore?

Answered: 91 Skipped: 0

Q27 What do you think CAC should do differently within the next 3 years?

Answered: 91 Skipped: 0

Q28 In what areas do you think the CAC agency needs to improve?

Answered: 91 Skipped: 0

Q29 In what program or administrative areas do you believe CAC has performed particularly well?

Answered: 91 Skipped: 0

Q30 The mission of the Community Action Commission of Fayette County is to combat causes of poverty, expand community services, and implement projects necessary to provide services and further community improvements. Its mission is also to consider the problems concerning youth, adults and senior citizens and deal with the prevention and solving of those problems. The development and management of affordable housing for special populations like individuals in recovery from substance abuse or mental illness, victims of domestic violence, the homeless and/or disabled, and low to moderate income individuals, families, and seniors is a specific purpose of the agency, as is the development of income-generating projects consistent with the purposes of the corporation which will increase funds available for services and reduce the agency's dependence on public funds. Our vision is to facilitate the development of effective community programs that provide every individual and neighborhood in our community the opportunity to thrive. Do you believe CAC is meeting that mission and vision? Why or why not?

Answered: 91 Skipped: 0

Q31 Do you have any general comments or questions?

Answered: 72 Skipped: 19

Q32 Please leave your contact information if you are willing to provide more information in person or over the phone.

Answered: 28 Skipped: 63

ANSWER CHOICES	RESPONSES	
Name	85.71%	24
Company	42.86%	12
Address	39.29%	11
Address 2	0.00%	0
City/Town	46.43%	13
State/Province	46.43%	13
ZIP/Postal Code	50.00%	14
Country	39.29%	11
Email Address	53.57%	15
Phone Number	57.14%	16

Q33 Are there any ways that you think Community Action needs to improve: accessibility for individuals with disabilities, staff understanding of trauma, and/or staff understanding of racial equity? If yes, how can those things be improved?

Answered: 41 Skipped: 50